



ಬೃಹತ್ ಬೆಂಗಳೂರು ಮಹಾನಗರ ಪಾಲಿಕೆ
Bruhat Bengaluru Mahanagara Palike



BBMP COVID-19 WAR ROOM 05.04.2022



OVERVIEW OF COVID-19 IN BENGALURU



CASE TRENDS

ACTIVE CASES **1,376**

Confirmed Cases

24

17,81,828 #

Recovered Cases

47

17,63,489 #

Death Cases

0

16,963 #



HOSPITALIZATION

11

ICU – V

1

ICU

1

HDU

3

General

6

INCLUDES GOVT. QUOTA AND PRIVATE WALK-IN HOSPITALIZATION



VACCINATION

21,205

1,84,92,280 #

First Dose

6,325

93,48,127 #

Second Dose

11,204

88,06,099 #

Precaution Dose

3,676

3,38,054 #



TRIAGING

MTU

1

Tele Triage

14



ACTIVE CZs

0

MCZs (< 5 cases)

0

Clusters (> 5 cases)

0



TESTING

6,691

2,96,69,750 #

RAT

715

RTPCR

5,976

Positivity : 0.57%

*FOR LAST 7 DAYS

: indicates cumulative numbers till date



ABSTRACT OF COVID-19 SCENARIO IN BENGALURU



	MALE			FEMALE			TRANSGENDER			TOTAL		
	Last 24 Hours	Last 7 Days	Cumulative	Last 24 Hours	Last 7 Days	Cumulative	Last 24 Hours	Last 7 Days	Cumulative	Last 24 Hours	Last 7 Days	Cumulative
Positive Cases	16	190	10,53,902	8	90	7,27,735	0	0	191	24	280	17,81,828
Recovered Cases	35	254	10,41,794	12	151	7,21,512	0	0	183	47	405	17,63,489
Death Cases	0	0	10,744	0	1	6,215	0	0	4	0	1	16,963
Total Tests Done	In Last 24 hrs. : 6,691			In last 7 days : 49,493			Cumulative : 2,96,69,750					
Vaccine Doses Administered	In Last 24 hrs. : 21,205			In last 7 days : 1,14,867			Cumulative : 1,84,92,280					
ACTIVE CASES							1,376					

*Covid deaths occurred today : 00 | Covid deaths occurred beyond last 24 hrs., reported today : 00

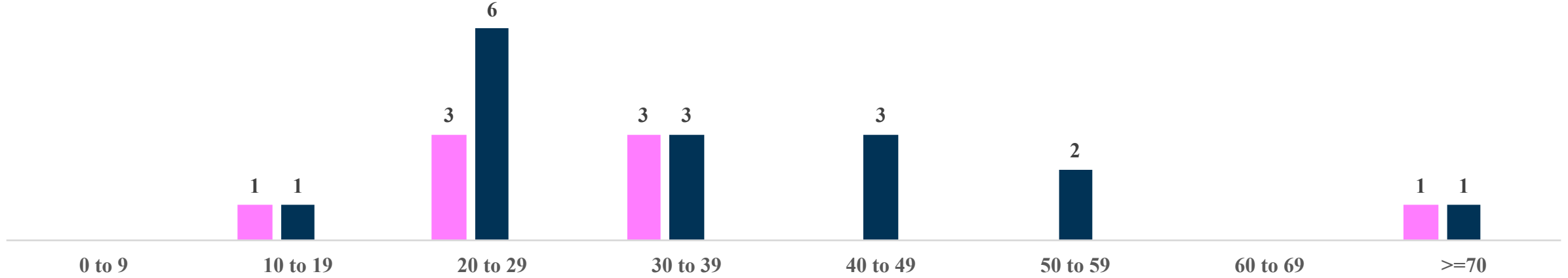


LAST 24 HOURS AGE GROUP AND GENDER WISE DISTRIBUTION

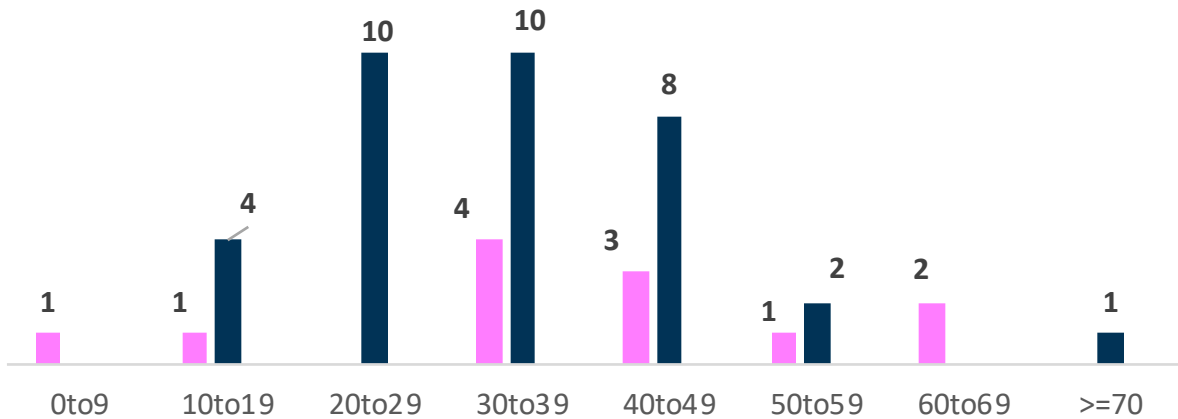


Positive Cases : 24

Female Male Transgender



Recovered Cases : 47

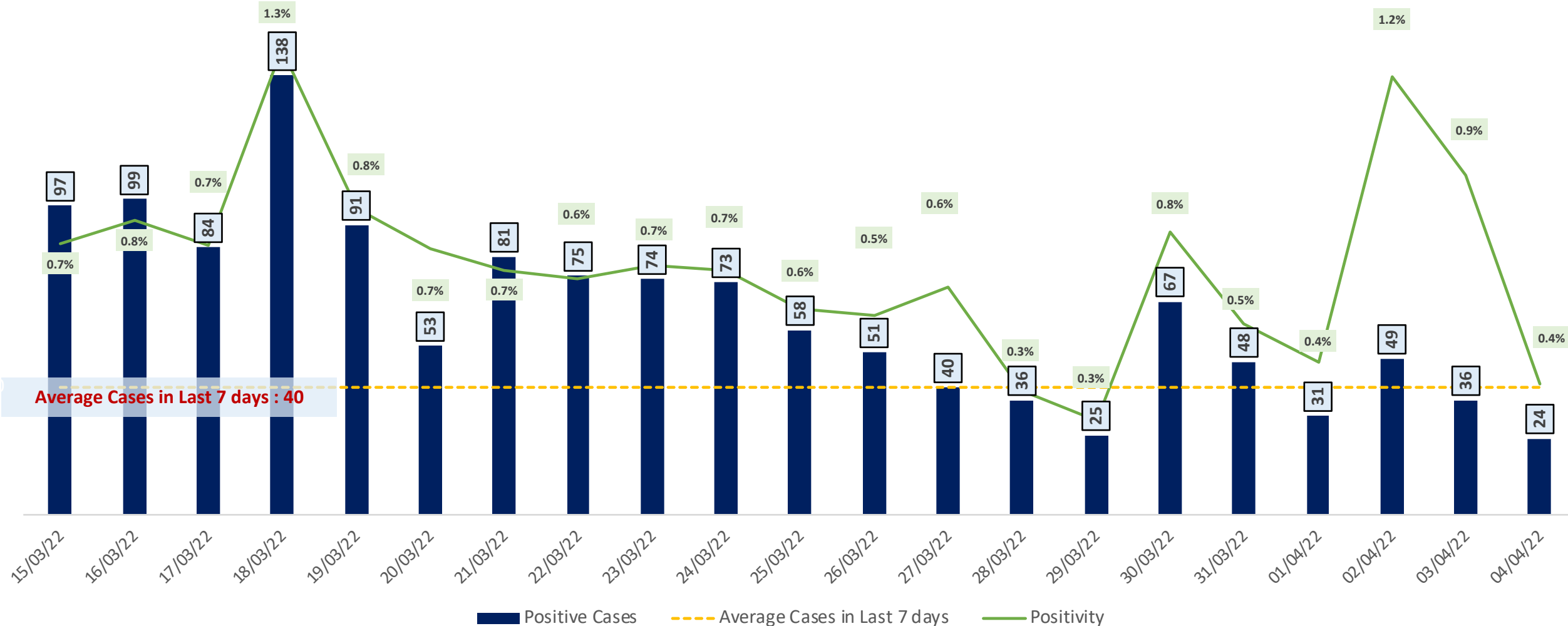


Death Cases : 0



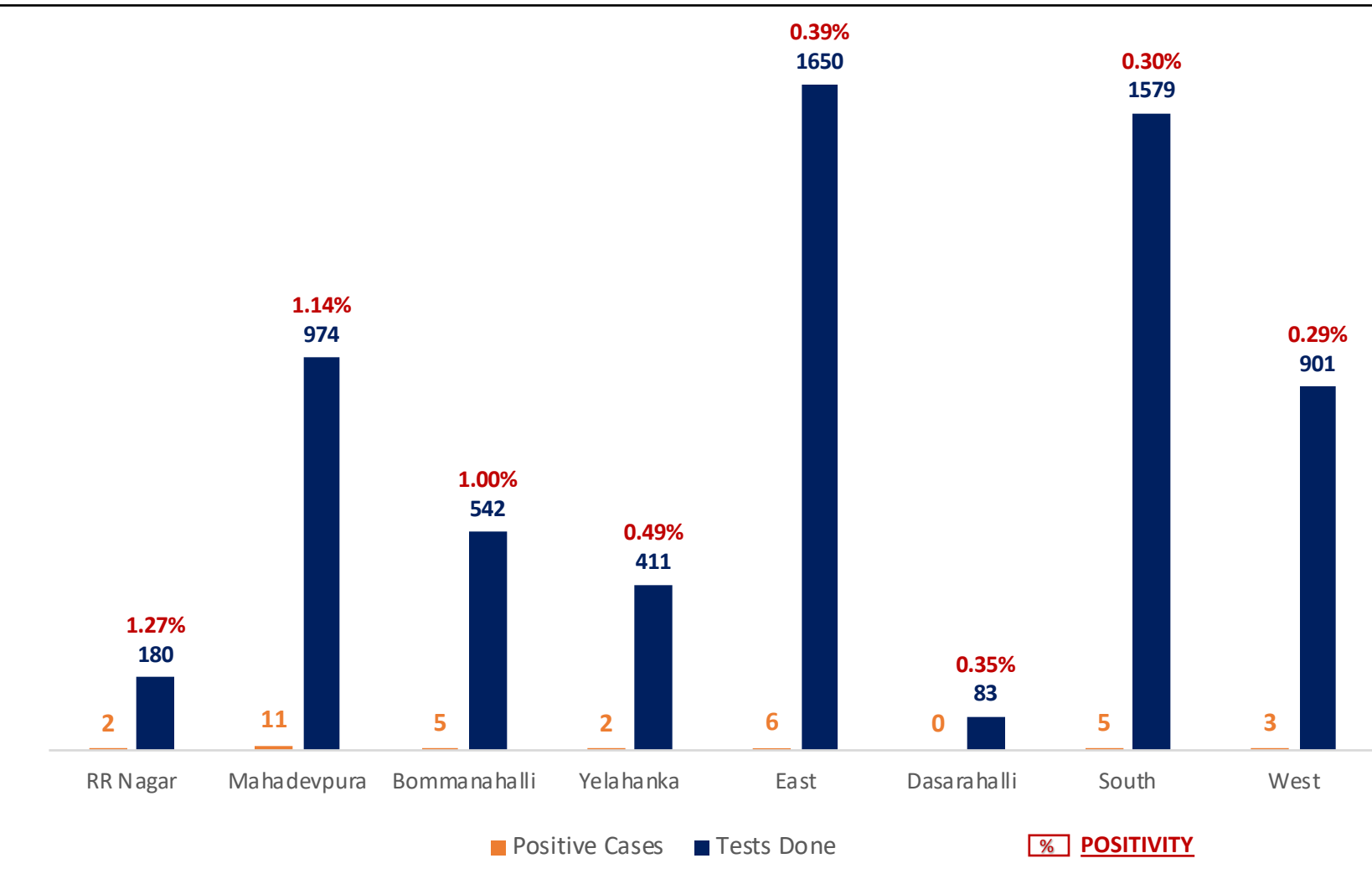


POSITIVITY RATE OF BENGALURU – LAST 21 DAYS





ZONE WISE COVID19 CASE MANAGEMENT FOR LAST 7 DAYS



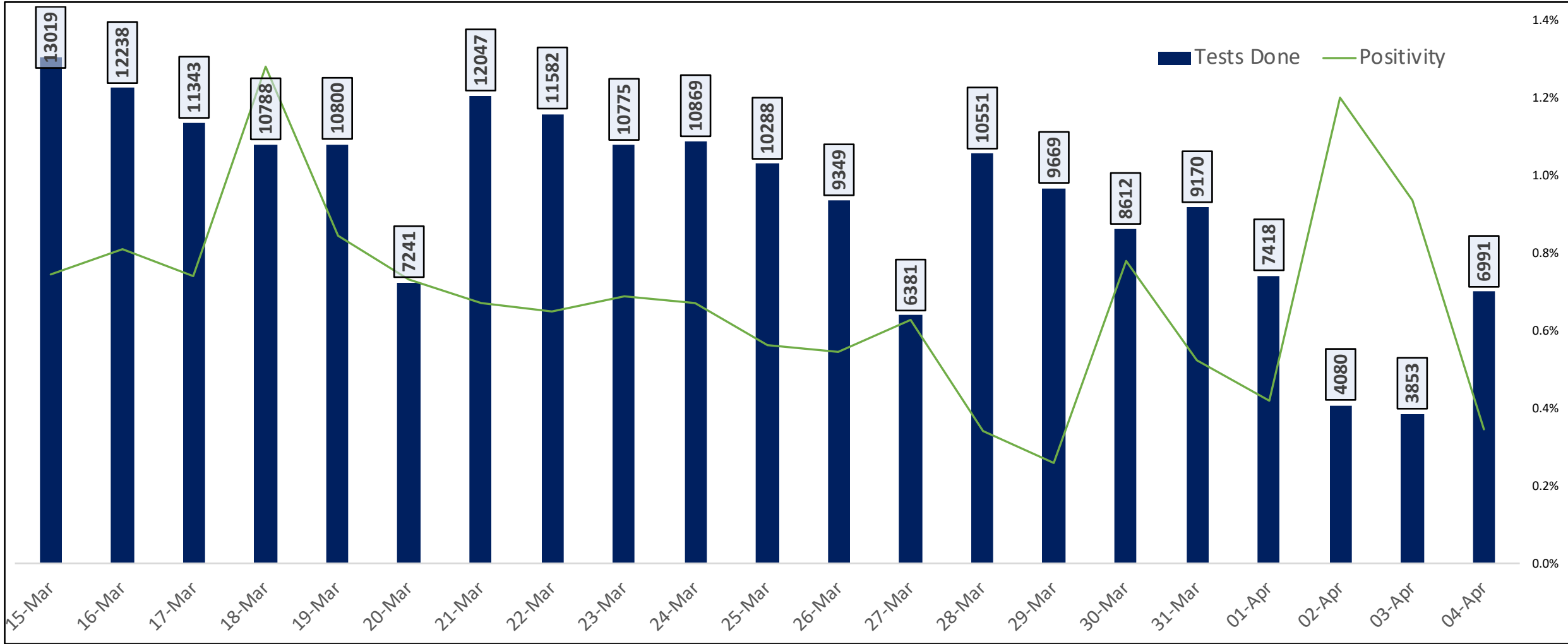
Zone Name	Hospital/CCC	Home isolation	Under Tracing
BOMMANAHALLI	2.56%	97.44%	0.00%
DASARAHALLI	0.00%	100.00%	0.00%
EAST	6.82%	93.18%	0.00%
MAHADEVAPURA	1.72%	98.28%	0.00%
RR NAGAR	0.00%	100.00%	0.00%
SOUTH	7.69%	92.31%	0.00%
WEST	0.00%	100.00%	0.00%
YELAHANKA	0.00%	100.00%	0.00%



TESTING TRENDS IN BENGALURU

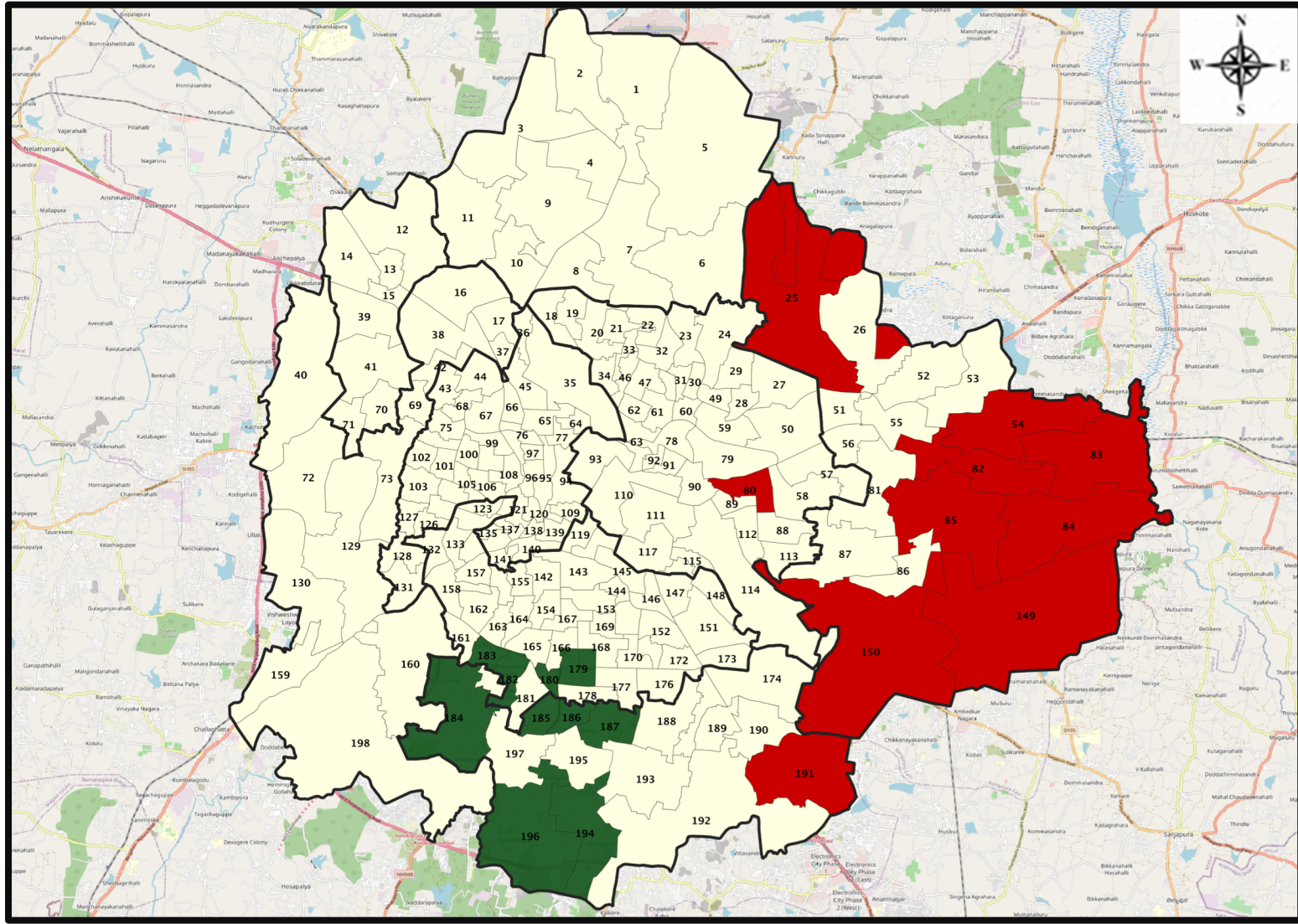


Total Test Conducted Till Date	Test Conducted Last 24 hours	Last 7 Days Average
2,96,69,750	6,691	7,070





BENGALURU URBAN MAP SHOWING TREND OF POSITIVE CASES IN LAST 7 DAYS



Top 10 wards reporting highest number of positive cases in last 7 days

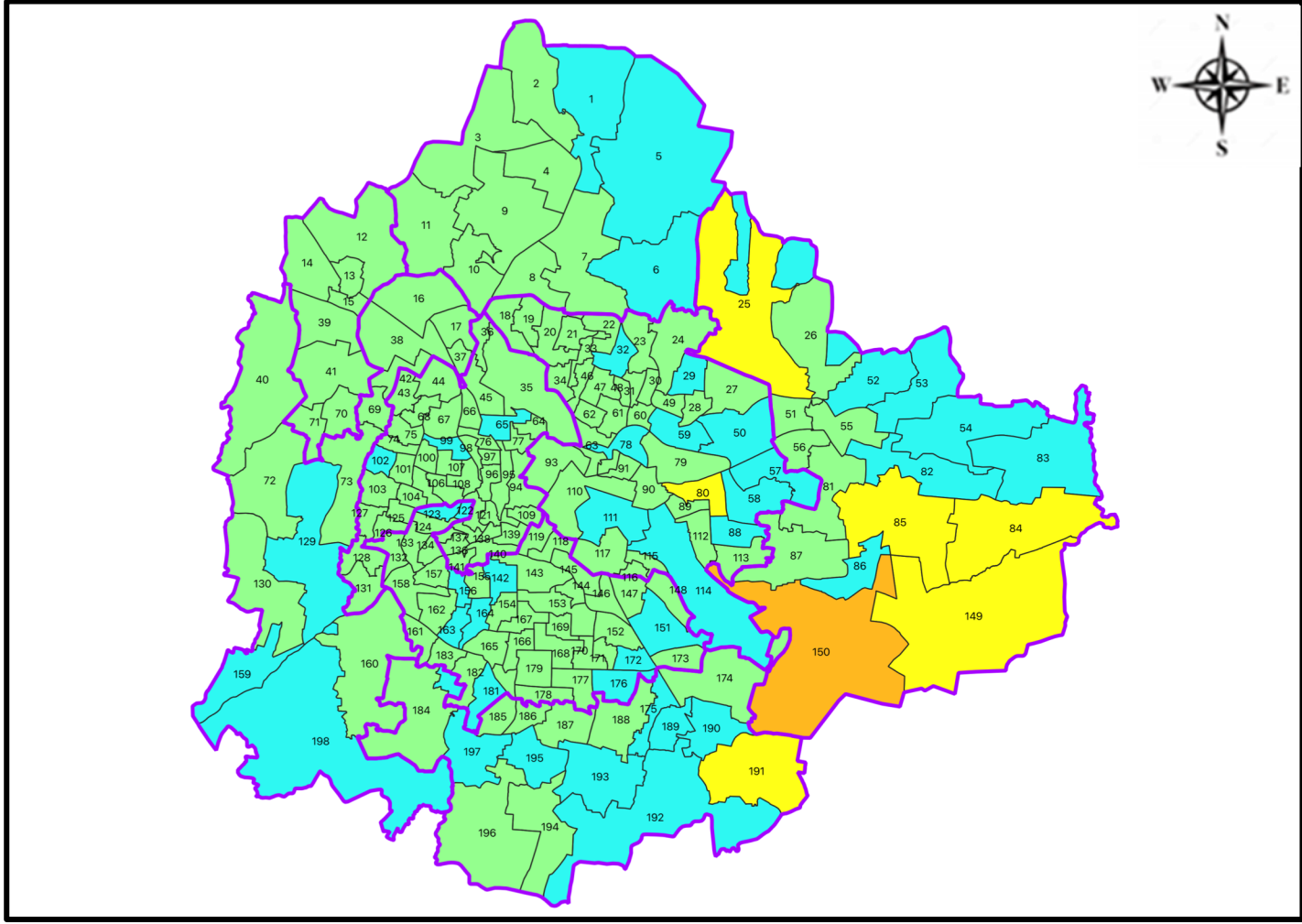
Ward No.	Ward Name	Daily Cases Average
150	Bellanduru	3
191	Singasandra	1
149	Varthuru	1
84	Hagadur	1
85	Dodda Nekkundi	1
25	Horamavu	1
80	Hoysala Nagar	1
54	Hudi	1
82	Garudachar Palya	1
83	Kadugodi	1







Top 10 wards reporting least number of positive cases in last 7 days

Ward No.	Ward Name	Daily Cases Average
196	Anjanapura	0
194	Gottigere	0
187	Puttenahalli	0
186	Jaraganahalli	0
185	Yelchenahalli	0
184	Uttarahalli	0
183	Chikkalsandra	0
182	Padmanabha Nagar	0
180	Banashankari Temple Ward	0
179	Shakambari Nagar	0



BENGALURU MAP SHOWING INTENSITY OF POSITIVE CASES IN LAST 7 DAYS



-  **Level 1 : 0 to 1 Cases**
-  **Level 2 : 1 to 05 Cases**
-  **Level 3 : 05 to 10 Cases**
-  **Level 4 : 10 to 25 Cases**
-  **Level 5 : More than 25 Cases**
-  **Zone Boundaries**



GOVT. QUOTA COVID BED STATUS AS ON 05.04.2022



SR. NO.	Facility Type	No. of Hospital	Total Allocated Beds for C+ Patients					Occupied Beds for C+ Patients					Net Available Beds for C+ Patients				
			Gen Beds	HDU	ICU Beds	ICU-V	Total	Gen Beds	HDU	ICU Beds	ICU-V	Total	Gen Beds	HDU	ICU Beds	ICU-V	Total
1	Government Medical Colleges	4	120	255	33	27	435	0	0	0	0	0	120	255	33	27	435
2	Government Hospitals	18	637	292	74	95	1,098	1	1	0	0	2	636	291	74	95	1,096
3	Private Medical Colleges	12	178	200	66	35	479	0	0	0	0	0	178	200	66	35	479
4	Private Hospitals	32	181	61	49	42	333	0	0	0	1	1	181	61	49	41	332
5	Covid Care Centre	1	50					0					50				
Total Beds		67	1,166	808	222	199	2,395	1	1	0	1	3	1,165	807	222	198	2,392

* Status as on 05.04.2022 – 05:00 PM



ACTIVE PATIENTS ADMITTED UNDER GOVT. QUOTA



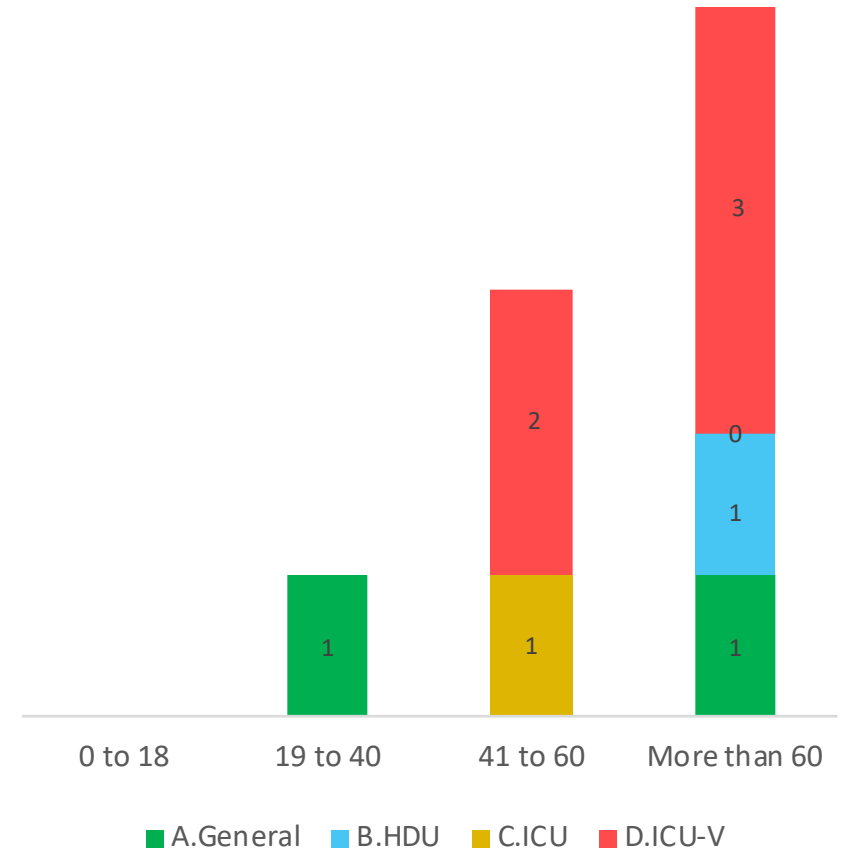
Admission By Bed Type And Number Of Days From Date Of Admission

Days in Hospital	General	HDU	ICU	ICU-V	Total
0 to 7 Days					
8 to 14 Days					0
15 to 21 Days					0
Beyond 21 days	2	1	1	5	9
TOTAL	2	1	1	5	9

* Only Government Quota Admissions through CHBMS considered

* Status as on 05.04.2022 – 05:00 PM

Age Group Distribution Of Active Hospital Admission



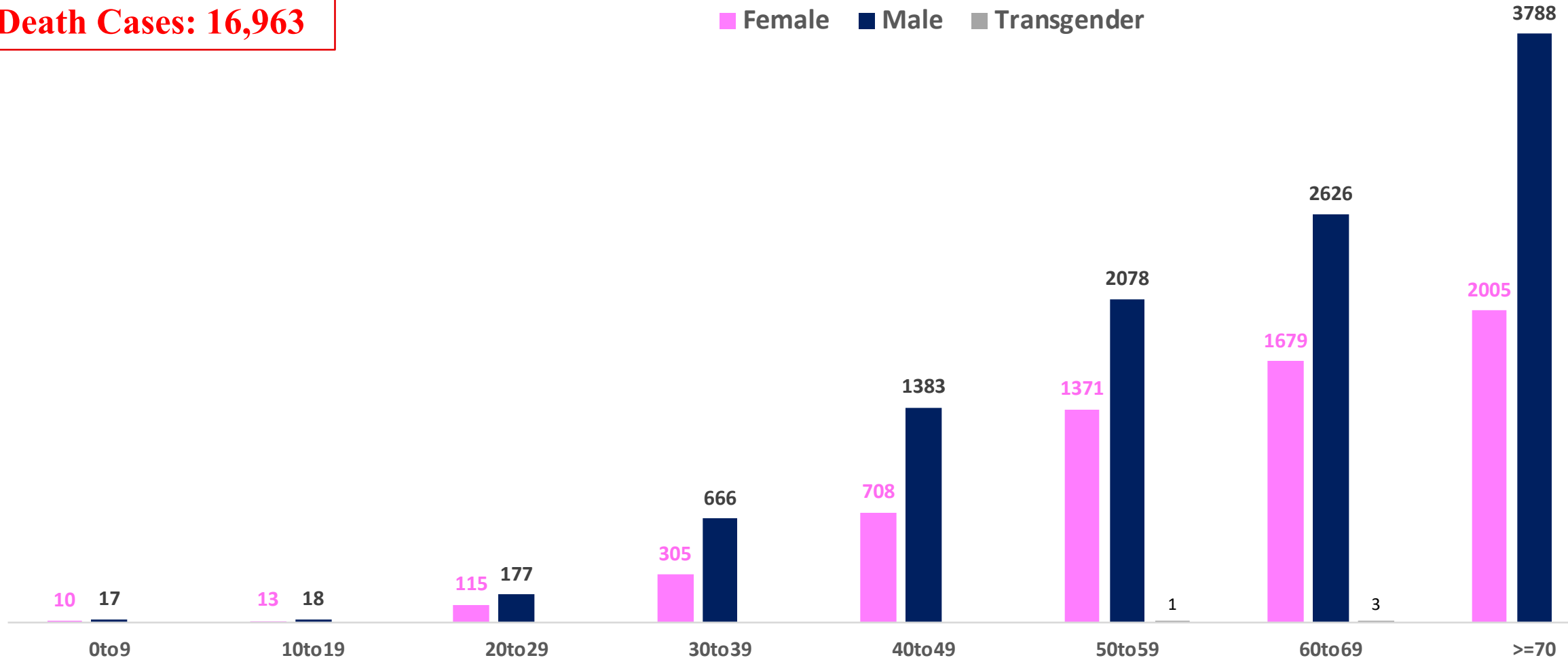


AGE AND GENDER WISE DISTRIBUTION OF DEATH CASES



Death Cases: 16,963

Female Male Transgender





VACCINATION COVERAGE AS ON 04.04.2022

Total Doses Administered

1,84,92,280

▲ 21,205

12-14 years

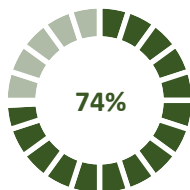
* Eligible Population 2.82 Lakhs

1ST DOSE

37,412

Doses administered

▲ 5133



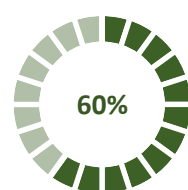
Total 15-18 years Population : 4.42 Lakhs

1ST DOSE

3,28,328

Doses administered

▲ 764



2ND DOSE

2,65,259

Doses administered

▲ 1796

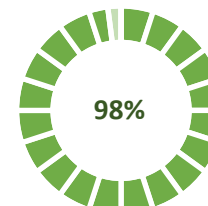
Total adult Population : 91.7 Lakhs

1ST DOSE

89,82,387

Doses administered

▲ 428

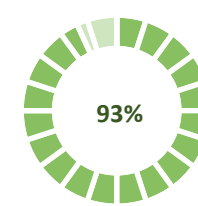


2ND DOSE

85,40,840

Doses administered

▲ 9,408



Priority Group*

Health Care Workers

Dose 1

2,10,263

Doses administered

▲ 3

Dose 2

2,05,901

Doses administered

▲ 42

Frontline Workers

Dose 1

3,81,728

Doses administered

▲ 2

Dose 2

3,71,922

Doses administered

▲ 120

45 – 59 Years Coverage

Dose 1

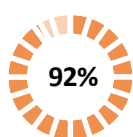


16,91,854

Doses administered

▲ 35

Dose 2



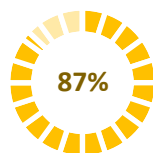
16,29,087

Doses administered

▲ 1636

18 - 44 Years Coverage

Dose 1

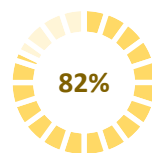


57,20,631

Doses administered

▲ 355

Dose 2



53,96,975

Doses administered

▲ 6,658

60 + Years Coverage

Dose 1



9,77,911

Doses administered

▲ 33

Dose 2



9,36,955

Doses administered

▲ 952

PRECAUTION DOSE



3,38,054

Doses administered

▲ 3676

PRECAUTION DOSES ADMINISTERED

Health Care Workers

62,610

Booster Doses administered

▲ 473

Front Line Workers

47,942

Booster Doses administered

▲ 318

60 + Years Coverage

2,27,502

Booster Doses administered

▲ 2885

▲ indicates the increase in last 24 hours



COVID-19 SCENARIO IN BENGALURU AND OTHER METROPOLITAN CITIES



CITY NAME	Positive Cases	Active Cases	Recovered	Deceased	Vaccine Doses Administered
New Delhi	18,65,382	468	18,38,760	26,154	3,27,32,639
Bengaluru*	17,81,828	1,376	17,63,489	16,963	2,12,74,473
Mumbai	10,57,207	250	10,37,398	19,559	2,05,85,218
Chennai	7,51,131	121	7,41,942	9,068	1,02,45,761
Kolkata	4,47,192	272	4,41,264	5,656	97,93,268

Source : <https://dashboard.cowin.gov.in/> at 4:00pm (05.04.2022)
Source : <https://www.covid19bharta.in/> at 4:00pm (05.04.2022)

*includes BBMP & Bengaluru Urban



SNAPSHOT OF COVID-19 CASES IN BENGALURU URBAN



**Total Wards With
<=5 Cases* :
186**

**Tests Conducted
On 04.04.2022:
6,691**

**Recovery
Rate:
98.97%**

**Total
Active Cases :
1,376**

**Total Vaccinated on
04.04.2022:
21,205**

**Positivity
Rate* :
0.57%**

**Active
Rate:
0.08%**

**Case
Fatality Rate* :
0.36%**



*Total positive cases In the past 7 days

*CFR and positivity is for Past 7 days



ಬೃಹತ್ ಬೆಂಗಳೂರು ಮಹಾನಗರ ಪಾಲಿಕೆ
Bruhat Bengaluru Mahanagara Palike

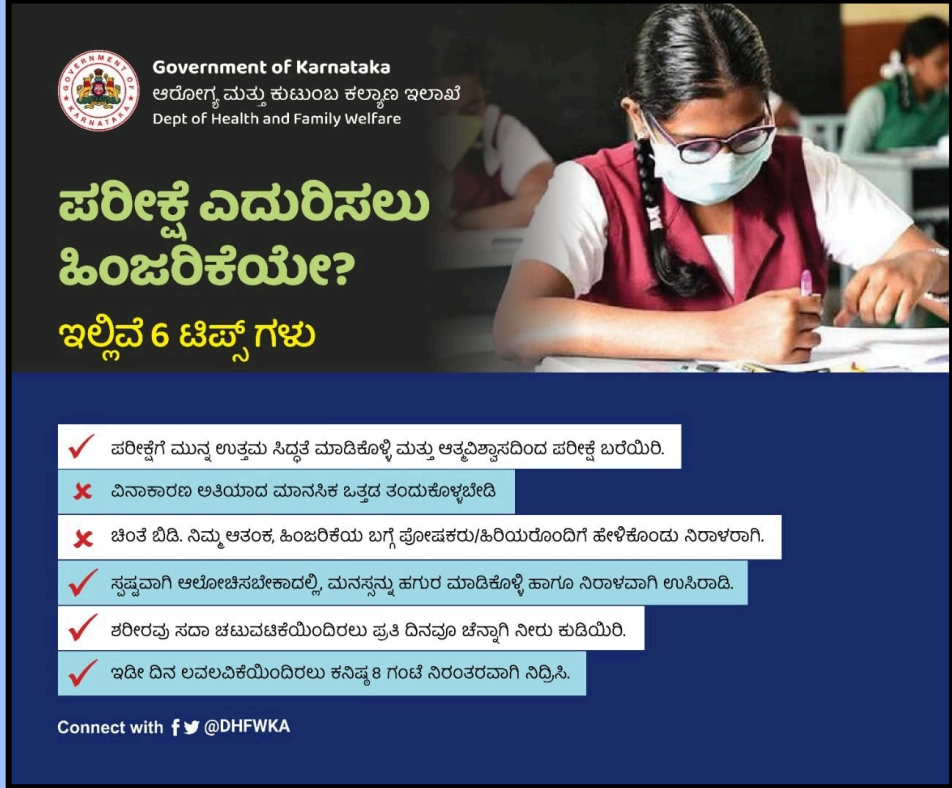


Download BBMP Bulletin	https://apps.bbmpgov.in/covid19/mediabulletin.php
For BBMPCovid19 Bed Status:	https://apps.bbmpgov.in/covid19/en/Bedstatus.php
To register for vaccination :	https://selfregistration.cowin.gov.in/
BBMP COVID19 Dashboard:	https://apps.bbmpgov.in/covid19/
Follow us on:	 www.facebook.com/bbmp.comm1/
	 twitter.com/BBMPCOMM

Issued by:

Honorable Chief Commissioner, BBMP
Special Commissioner Health & IT, BBMP
MD, Bengaluru Smart City Limited



THANK YOU !



Government of Karnataka
ಆರೋಗ್ಯ ಮತ್ತು ಕುಟುಂಬ ಕಲ್ಯಾಣ ಇಲಾಖೆ
Dept of Health and Family Welfare

**ಪರೀಕ್ಷೆ ಎದುರಿಸಲು
ಹಿಂಜರಿಕೆಯೇ?
ಇಲ್ಲವೆ 6 ಟಿಪ್ಪಣಿಗಳು**

- ✓ ಪರೀಕ್ಷೆಗೆ ಮುನ್ನ ಉತ್ತಮ ಸಿದ್ಧತೆ ಮಾಡಿಕೊಳ್ಳಿ ಮತ್ತು ಆತ್ಮವಿಶ್ವಾಸದಿಂದ ಪರೀಕ್ಷೆ ಬರೆಯಿರಿ.
- ✗ ವಿನಾಕಾರಣ ಅತಿಯಾದ ಮಾನಸಿಕ ಒತ್ತಡ ತಂದುಕೊಳ್ಳಬೇಡಿ
- ✗ ಚಿಂತೆ ಬಿಡಿ. ನಿಮ್ಮ ಆತಂಕ, ಹಿಂಜರಿಕೆಯ ಬಗ್ಗೆ ಪೋಷಕರು/ಹಿರಿಯರೊಂದಿಗೆ ಹೇಳಿಕೊಂಡು ನಿರಾಳರಾಗಿ.
- ✓ ಸ್ಪಷ್ಟವಾಗಿ ಆಲೋಚಿಸಬೇಕಾದಲ್ಲಿ, ಮನಸ್ಸನ್ನು ಹಗುರ ಮಾಡಿಕೊಳ್ಳಿ ಹಾಗೂ ನಿರಾಳವಾಗಿ ಉಸಿರಾಡಿ.
- ✓ ಶರೀರವು ಸದಾ ಚಟುವಟಿಕೆಯಿಂದಿರಲು ಪ್ರತಿ ದಿನವೂ ಚೆನ್ನಾಗಿ ನೀರು ಕುಡಿಯಿರಿ.
- ✓ ಇಡೀ ದಿನ ಲವಲವಿಕೆಯಿಂದಿರಲು ಕನಿಷ್ಠ 8 ಗಂಟೆ ನಿದ್ರಾಕರವಾಗಿ ನಿದ್ರಿಸಿ.

Connect with   @DHFVKA

